



Instruction for Teaching Evaluation Survey

(2022 Academic Year 2nd Semester)

Instruction for Teaching Evaluation Survey

- The purpose of the Teaching Evaluation Survey is to obtain students' feedback/ opinions toward the courses and teaching, and to save energy and reduce paper using.
- We appreciate you to fill in your responses toward this course on the Internet.

Instruction for Teaching Evaluation Survey

- Website : https://selcrs.nsysu.edu.tw/tch_evaluate/
- Available for system : **2023/5/14 (Sun.)00:00 ~ 2023/5/28 (Sun.) 24:00**
- It is important that your answers as a reference for us to realize teachers' teaching. As well, your responses to the questionnaire is **CONFIDENTIAL** and will not be returned to the instructor until the final grades being given.
All of your opinions are welcome.



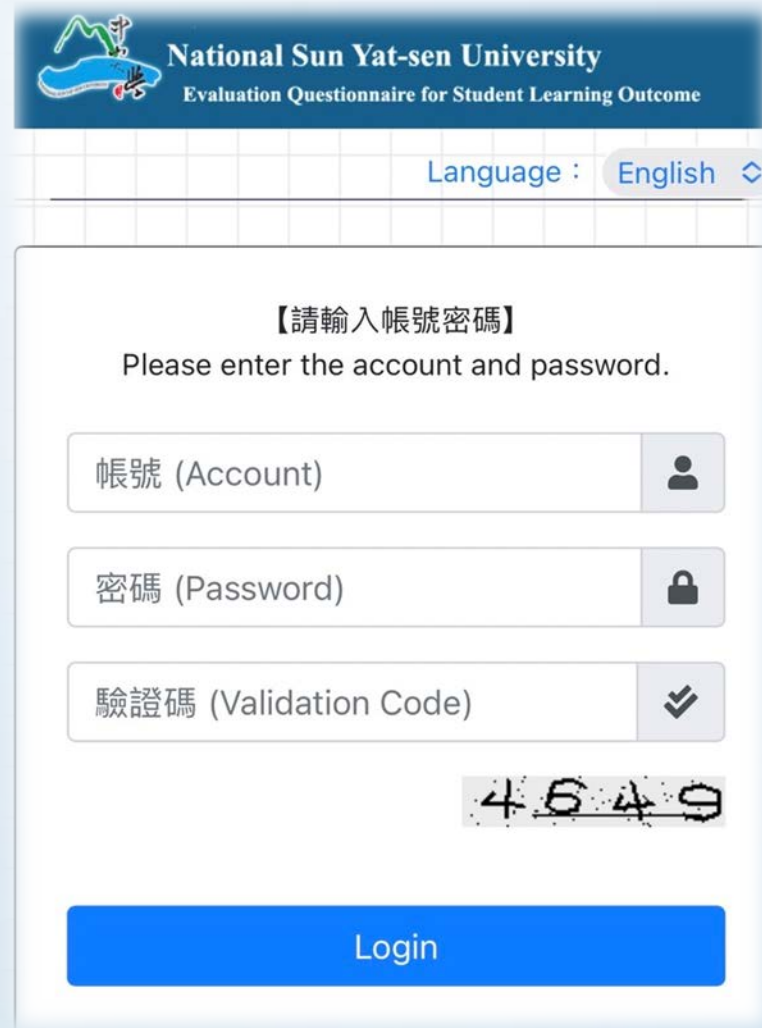
Instruction for Teaching Evaluation Survey



Instruction for Teaching Evaluation Survey

◆Step 1.

Fill in your student No. and password to log in Student Learning Outcome Survey System. (including validation code)



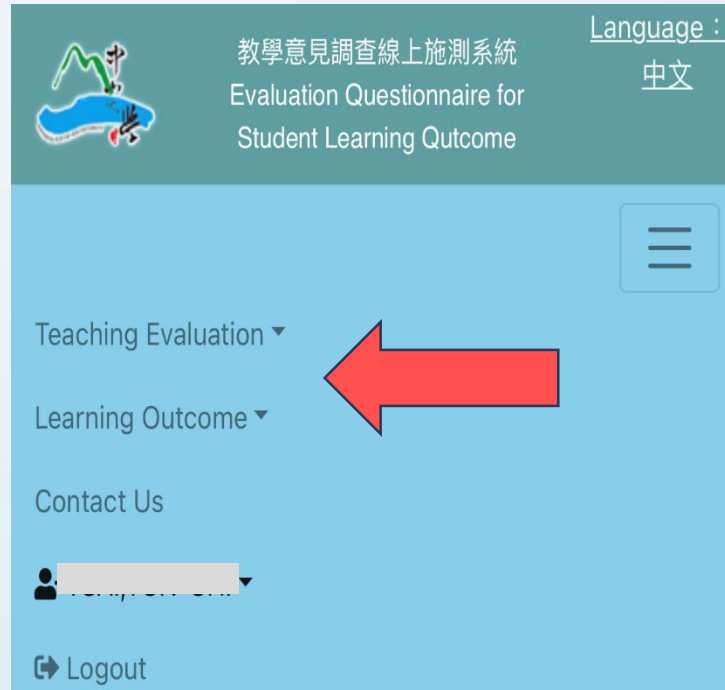
The screenshot shows the login interface for the National Sun Yat-sen University Evaluation Questionnaire for Student Learning Outcome. At the top, there is a blue header with the university's logo and name. Below the header, there is a language selection dropdown set to "English". The main content area is a white box with a light blue border. It contains the following elements:

- Header: 【請輸入帳號密碼】 (Please enter the account and password.)
- Text: Please enter the account and password.
- Account field: 帳號 (Account) with a user icon.
- Password field: 密碼 (Password) with a lock icon.
- Validation Code field: 驗證碼 (Validation Code) with a dropdown arrow icon.
- Image: A CAPTCHA image showing the numbers 4649.
- Login button: A blue button labeled "Login".

Instruction for Teaching Evaluation Survey

◆Step 2.

Select and click the course.



教學意見調查線上施測系統
Evaluation Questionnaire for
Student Learning Outcome

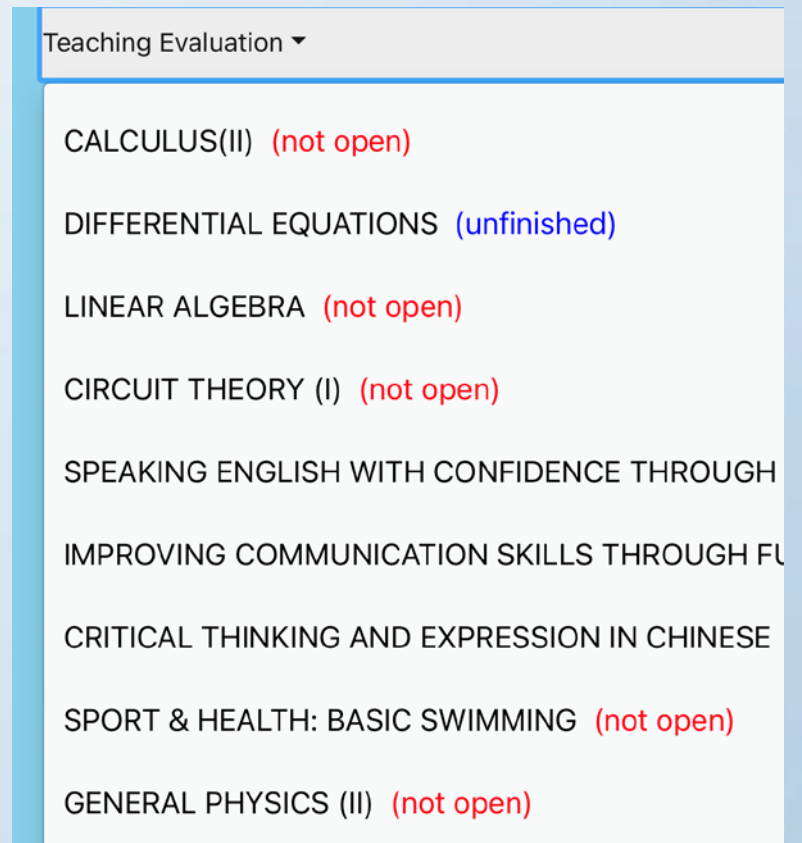
Language :
中文

Teaching Evaluation ▾

Learning Outcome ▾

Contact Us

Logout



Teaching Evaluation ▾

CALCULUS(II) (not open)

DIFFERENTIAL EQUATIONS (unfinished)

LINEAR ALGEBRA (not open)

CIRCUIT THEORY (I) (not open)

SPEAKING ENGLISH WITH CONFIDENCE THROUGH
IMPROVING COMMUNICATION SKILLS THROUGH FU

CRITICAL THINKING AND EXPRESSION IN CHINESE

SPORT & HEALTH: BASIC SWIMMING (not open)

GENERAL PHYSICS (II) (not open)

Instruction for Teaching Evaluation Survey

◆Step 3.

Fill in your answer.

中華電信 4G 下午 3:10 89%

國立中山大學教學意見調查線上施測系統

National Sun Yat-sen University Evaluation
Questionnaire for Student Learning Outcome
Lecture
【English-Chinese Translation】

Course Name
Course Code :
EXPRESSION I
Instructor : Se

I. Students' Learning Attitude and Basic Information

1. My level of attentiveness in this course was

2. My attendance record in this course was

3. The instructor of this course is my advisor (undergraduate student should answer "NO")

4. This course is my Inter-institutional course.

Instruction for Teaching Evaluation Survey

- ◆ Step 4.
Finish the first survey.

20. The co-teaching professional experts for this course are

comp

N/A

20-1.1

professional experts in this course.

222

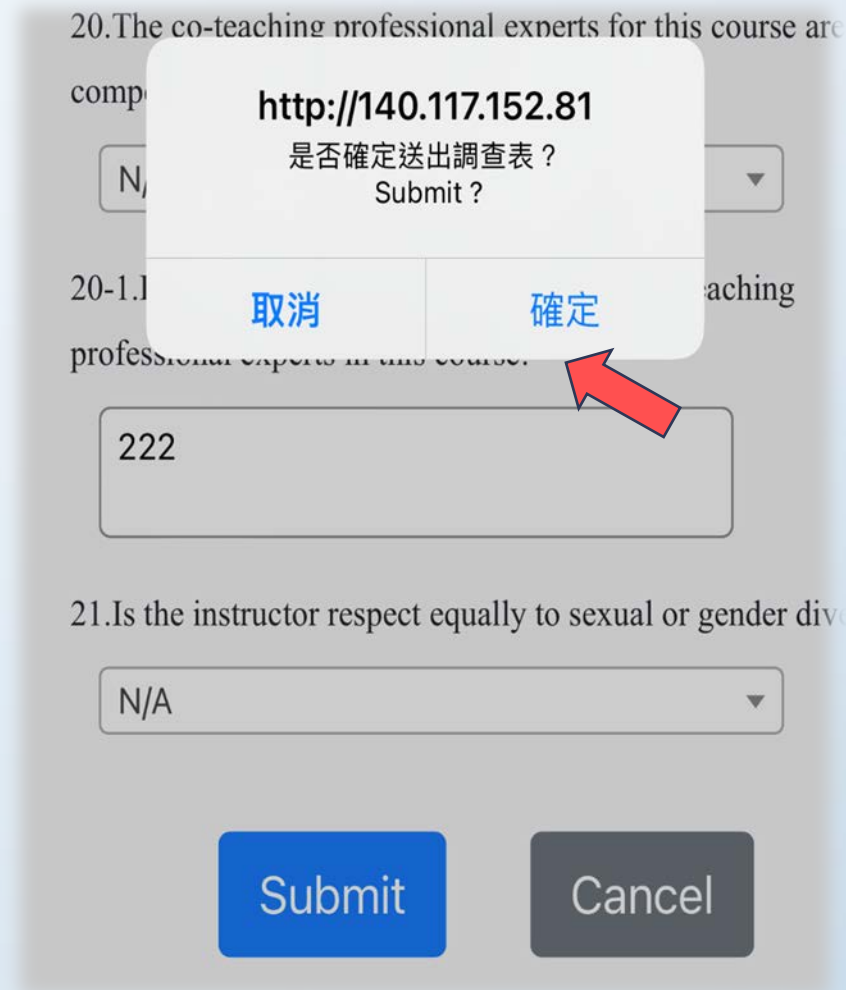
21. Is the instructor respect equally to sexual or gender diverse

N/A

Submit Cancel

http://140.117.152.81
是否確定送出調查表？
Submit ?

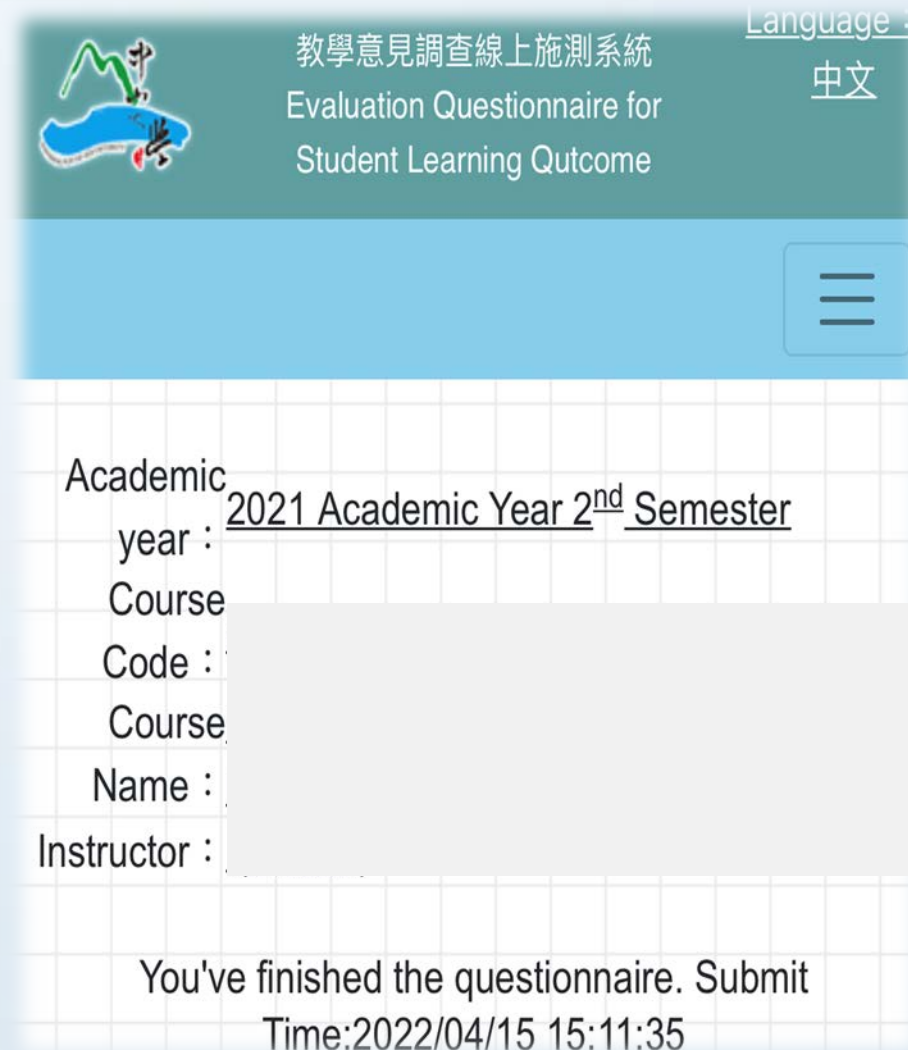
取消 確定

A screenshot of a web-based teaching evaluation survey. The form contains several questions, with the first one partially visible. A confirmation dialog box is overlaid on the form, asking '是否確定送出調查表？' (Are you sure you want to submit the survey?) and 'Submit ?'. The dialog box has two buttons: '取消' (Cancel) and '確定' (Confirm). A red arrow points to the '確定' button. The background form shows a dropdown menu with 'N/A' selected, a text input field with '222', and another dropdown menu with 'N/A' selected. At the bottom of the form are two buttons: 'Submit' (blue) and 'Cancel' (grey).

Instruction for Teaching Evaluation Survey

◆Step 5.

Fill in the second questionnaire.



The screenshot shows the interface of the 'Teaching Opinion Survey Online Assessment System' (教學意見調查線上施測系統). The header includes the system name in Chinese and English, and a language selection dropdown set to '中文'. Below the header is a blue navigation bar with a menu icon. The main content area is a form with a grid background. The 'Academic year' field is filled with '2021 Academic Year 2nd Semester'. The 'Course Code' field is empty. The 'Course Name' and 'Instructor' fields are also empty. At the bottom, a message states 'You've finished the questionnaire. Submit' with a timestamp of 'Time:2022/04/15 15:11:35'.

Language : 中文

教學意見調查線上施測系統
Evaluation Questionnaire for
Student Learning Outcome

Academic year : 2021 Academic Year 2nd Semester

Course Code :

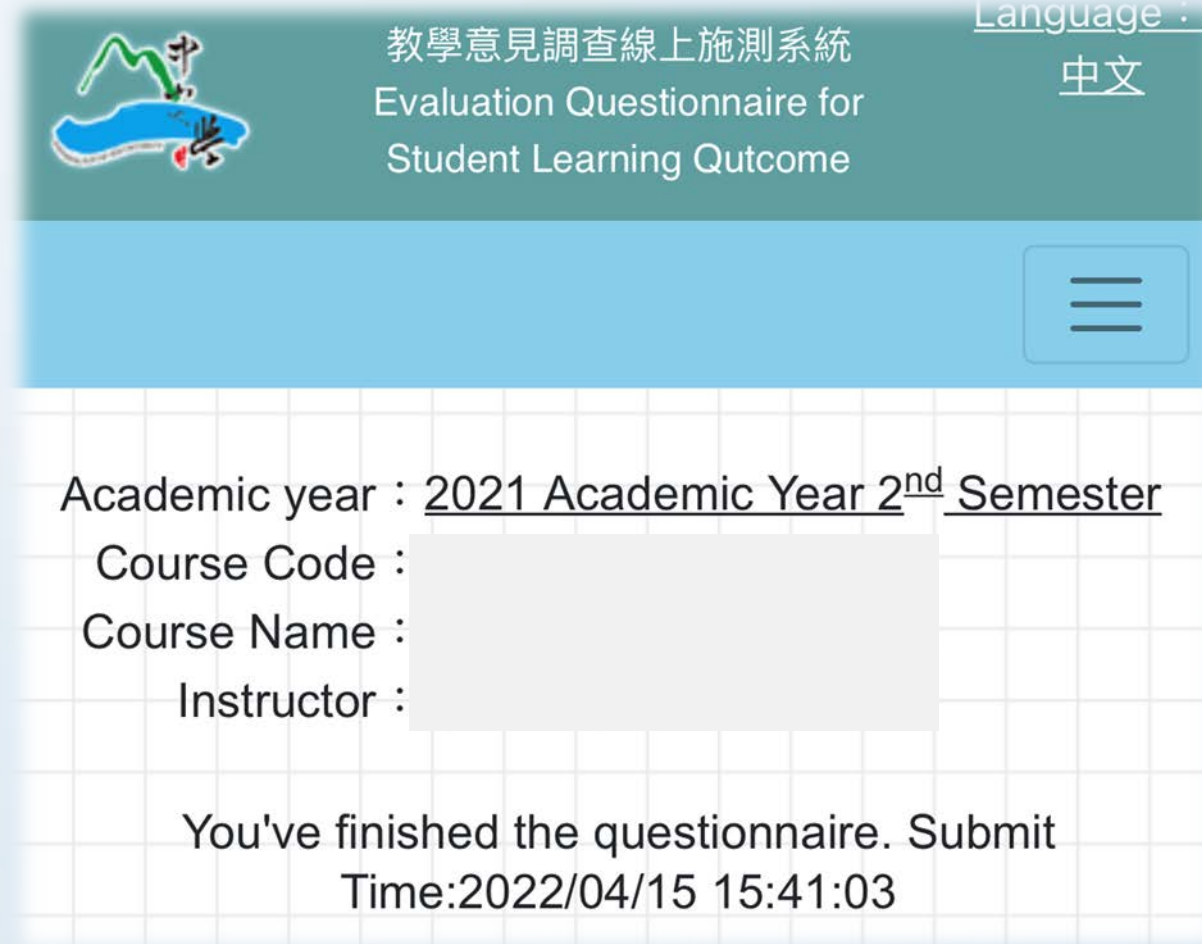
Course Name :

Instructor :

You've finished the questionnaire. Submit
Time:2022/04/15 15:11:35

Instruction for Teaching Evaluation Survey

◆Step 6.
Finished.



The screenshot shows the interface of the 'Teaching Evaluation Survey System'. At the top left is a logo with a green mountain and a blue river. The title '教學意見調查線上施測系統' and 'Evaluation Questionnaire for Student Learning Outcome' is displayed in the center. The language is set to '中文'. Below the title bar is a light blue navigation bar with a hamburger menu icon. The main content area is on a grid background and contains the following text: 'Academic year : 2021 Academic Year 2nd Semester', 'Course Code :', 'Course Name :', and 'Instructor :'. At the bottom, a message states 'You've finished the questionnaire. Submit' with a timestamp 'Time:2022/04/15 15:41:03'.

教學意見調查線上施測系統
Evaluation Questionnaire for
Student Learning Outcome

Language :
中文

Academic year : 2021 Academic Year 2nd Semester
Course Code :
Course Name :
Instructor :

You've finished the questionnaire. Submit
Time:2022/04/15 15:41:03

Thank You. ^_^

Contact with us (07) 5252000-2133 or E-mail: hsinyi@staff.nsysu.edu.tw

